


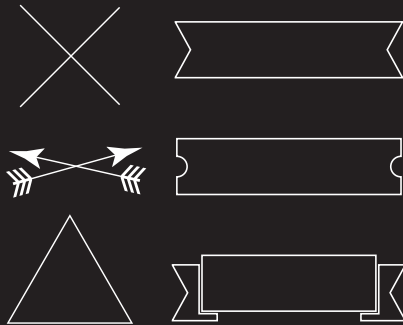
# HIPSTER LOGO

## × DESIGN GUIDE ×

**1 CHOOSE A BADGE //**  
The perfect shape for a patch, stamp or temporary tattoo.



**2 LET'S DECORATE //**  
Time to add some fun design elements to add visual texture.



You'll need some fun icons. Don't worry if they don't pertain to your business, this is all about a lifestyle.



**3 USE SOME KEYWORDS //**  
Because your product is authentic, locally sourced and hand crafted.

*Artisanal*  
**PROVISIONS**  
*DRY GOODS*  
**ORGANIC**  
*Supplies*  
**BIKE SHOP**

**4 EXTRA INFO //**  
Make sure people know it's legit. The more the better.


**U.S.A TRADE MARK**  
**MFG Co.**  
**REG. REG.**  
**EST<sup>d</sup> 2013**


**5 DON'T FORGET THE NAME //**  
Don't spend time searching through countless fonts, just choose from the selection below.


*Wisdom Script*  
**FUTURA BOLD**  
**BROTHERS**


**6 MAKE A RUBBER STAMP //**  
Pick any colour as long as it's red or black. Grab a brown paper bag and stamp away.























ARTISANAL

AUTHENTIC

ORGANIC

ORIGINAL

CERTIFIED

HAND CRAFTED



*Artisanal*

*Authentic*

*Organic*

*Original*

*Certified*

*Hand Crafted*

ARTISANAL

AUTHENTIC

ORGANIC

ORIGINAL

CERTIFIED

HAND CRAFTED

**DRY GOODS**

**FOOTWEAR**

**BIKE SHOP**

**BAKERY**

**VINTAGE**

**BARBER**

*Dry Goods*

*Footwear*

*Bike Shop*

*Bakery*

*Vintage*

*Barber*

DRY GOODS

FOOTWEAR

BIKE SHOP

BAKERY

VINTAGE

BARBAR

**PURVEYORS**

**PROVISIONS**

**SUPPLIES**

*Purveyors*

*Provisions*

*Supplies*

**PURVEYORS**

**PROVISIONS**

**SUPPLIES**



**TRADE MARK**

**U.S.A**

**MFG**

**Co.**

**REG.**

**SINCE 2013**

**2013**

**2013**

**2013**

TRADE MARK

U.S.A

MFG

Co.

REG.

**EST<sup>d</sup> 2013**

2013

2013

2013